



DIARY DATES

Friday 9 April 2021

- Casual Day
- Last day of Term 1 - Early dismissal 2pm

Term 2

Tuesday 27 April 2021

- First day of Term 2

CONGRATULATIONS



Congratulations - Amy and Alex Kennedy on the safe arrival of Harry John Kennedy

FROM THE PRINCIPALS DESK

We hope you enjoyed a wonderful Easter long weekend. We were blessed with perfect weather to recharge us for our final week of Term 1. Our grandstand is almost finished in the hall. New carpet and mirrors are next. Building 2 will also have new carpet and vinyl installed over the coming break. Our new Reception student outdoor area is also well underway!

We are so pleased with what our students have achieved so far this year and especially proud of the way they treat each other on a daily basis. Besides a few issues here and there, the vast majority of the time our students are so inclusive, kind and fun. It is a great place to be ☺ - HAPPY HOLIDAYS !

STUDENT VOICE CASUAL DAY



DRESS AS YOUR FAVOURITE MOVIE CHARACTER

FRIDAY WEEK 11
9TH OF APRIL

MAKE-A-WISH.

ALL PROCEEDS WILL GO TO MAKE A WISH FOUNDATION



RECYCLING - MOBILE PHONES

Typically Australian's upgrade their mobile phone every 2 to 3 years, which means millions of phones are being left in draws at home or dumped into landfill. Did you know that you can recycle them? Mobile phones are made from numerous materials, including precious metals. By recycling them, we reduce the need to mine and take less from the earth. Electronic waste, including poisonous substances and plastics, should not be disposed of in landfill. By recycling, we can recover over 95% of the materials used!

Bring in your old phone to help Zoos SA save the chimpanzees!

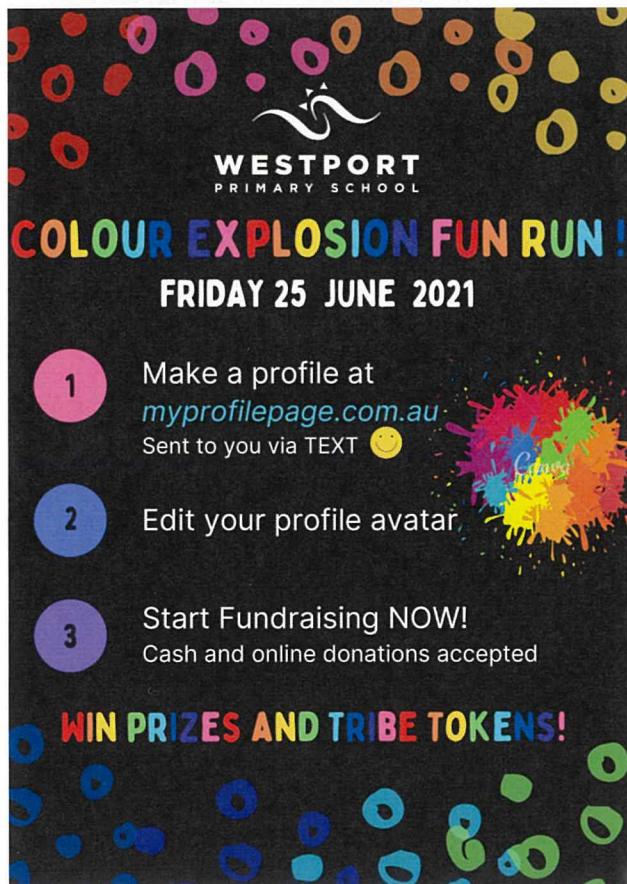
Boxes are located in 4.6 or the Front Office.

Thank you for helping make a difference.

From Hunter in 4.6 ☺



COLOR FUN RUN



WESTPORT
PRIMARY SCHOOL

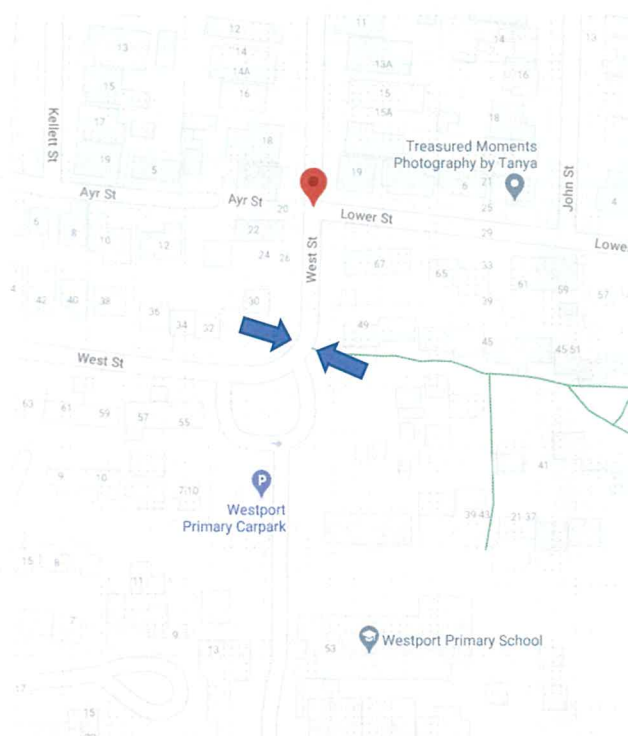
COLOUR EXPLOSION FUN RUN!

FRIDAY 25 JUNE 2021

- 1 Make a profile at myprofilepage.com.au
Sent to you via TEXT 📧
- 2 Edit your profile avatar
- 3 Start Fundraising NOW!
Cash and online donations accepted

WIN PRIZES AND TRIBE TOKENS!

NEW EMU CROSSING



During these school holidays an **Emu Crossing** will be constructed by The City of Charles Sturt Council on West Street. The location is indicated on the map above. Please see the information sheet attached for a more detailed explanation about how this type of crossing works. Students and staff will be trained to monitor the crossing at drop off and pick up. Thank you to Mrs Ratcliffe and our Governing Council for initiating this to help keep us safe.

EASTER RAFFLE



THANK YOU - \$ 726 raised

*Thank you for your donations
and for purchasing tickets*

SAVE THE DATE






Friday June 4 2021

6pm to 9pm

Shh it's a secret

LAUNCHED WEEK 1 TERM 2

REMINDER





HOLIDAYS

END OF TERM 1 2021

EARLY DISMISSAL

2PM FRIDAY 9 APRIL 2021

TERM 2 STARTS

TUESDAY 27 APRIL 2021

What do they look like?

Emu crossings have white road markings and red "CHILDREN CROSSING" flags displayed on red and white posts. They are located in school zones.



How do they work?

Emu crossings are part time crossings. They are operational when the "CHILDREN CROSSING" flags are displayed. Schools may provide school crossing monitors to supervise the crossing of children and adults.

Flags are displayed during main crossing times e.g. 30 minutes before school starts and / or 30 minutes after school ends and / or during lunch times. Flags should be taken down at the end of each crossing period.

What should pedestrians and bike riders do?

Whenever people cross the road, even if the flags are displayed, they should still use the STOP LOOK LISTEN THINK procedure to check that vehicles have stopped and drivers have seen them before they walk or ride across.

When the flags are not up pedestrians and bike riders do not have priority. They should use the STOP LOOK LISTEN THINK procedure to cross the road.

What should drivers do?

As emu crossings are in school zones, drivers must travel at no more than 25 km/hr at any time when children are present on the road or footpath.

Drivers must stop for anyone using the crossing or about to use the crossing when flags are displayed.

Drivers must not park within 20 metres of the approach to an emu crossing or within 10 metres after passing it.

For further information: Visit - www.dpti.sa.gov.au/Way2Go Email - dpti.way2go@sa.gov.au